

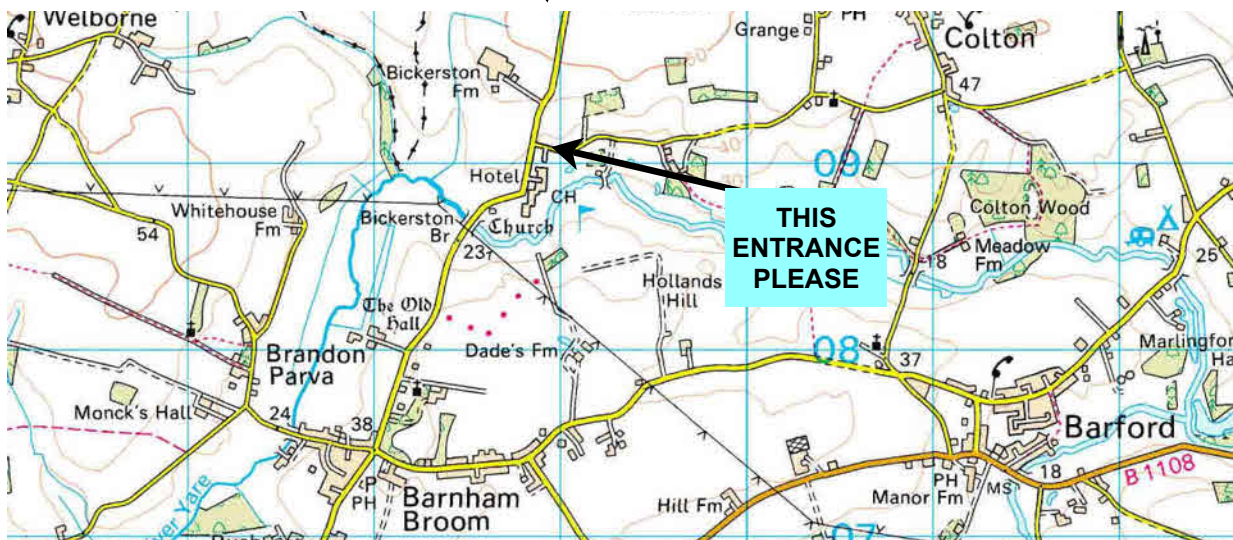
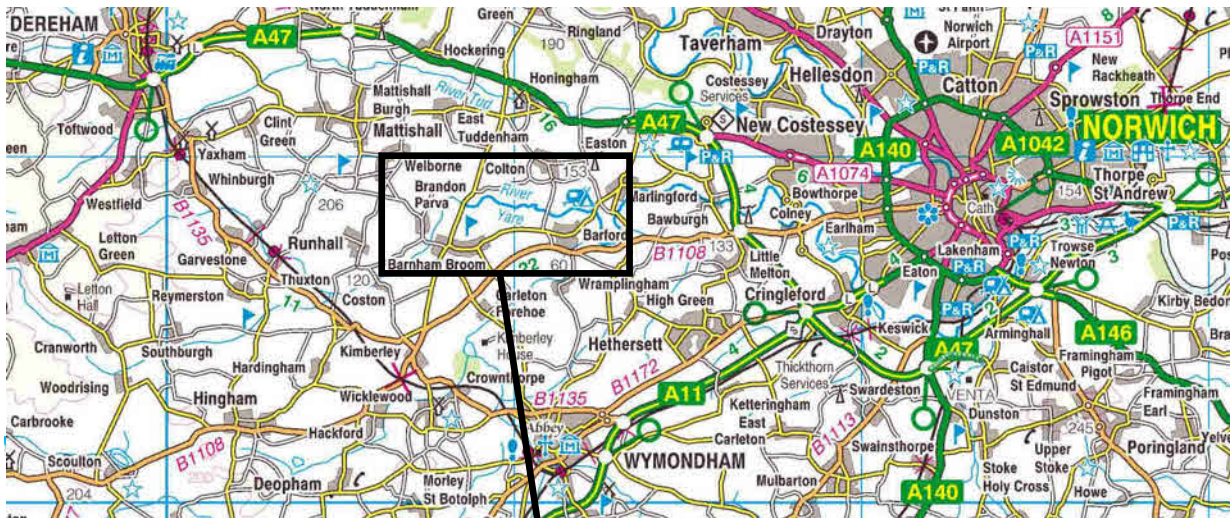
East Anglian Classic

(Featuring The East Anglian Clubman's)

Saturday 12th June 2010

FINAL INSTRUCTIONS

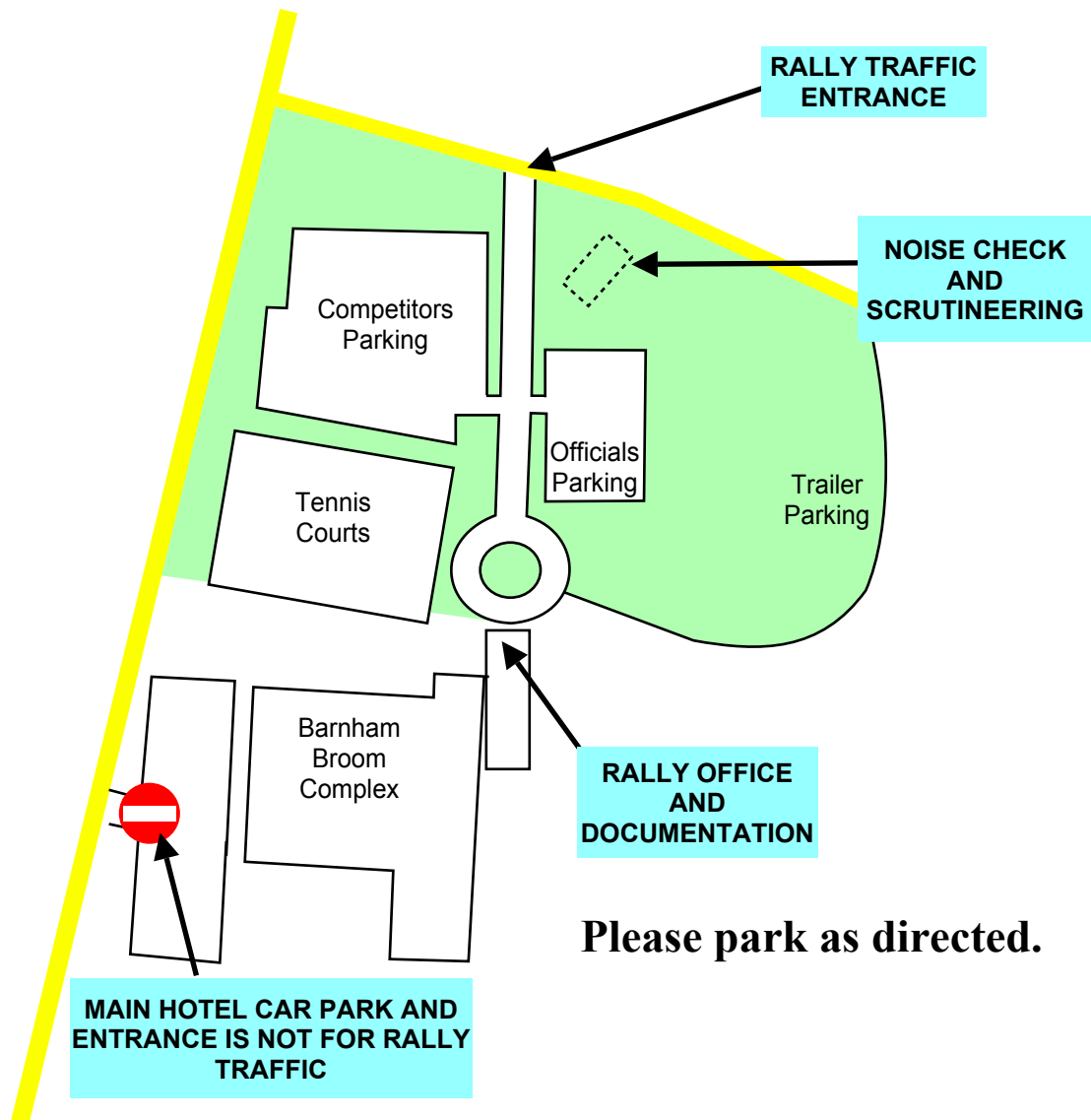
Welcome to the 2010 Lumenition East Anglian Classic and Clubman's Rallies. These are the final instructions for the event. We hope you will find the event, challenging, a test of both driver and navigator, but most of all fun!



Barnham Broom Golf and Leisure
Honingham Road
Barnham Broom
Norwich
Norfolk
NR9 4DD



Sponsored by Lumenition
Supporting the
East Anglian Air Ambulance



Please park as directed.

Location map of the start / finish venue and rally office.

1 - Amendments to Supplementary Regulation.

The SR's are amended as follows:

SR2 Permit Numbers are as follows:-

Lumenition East Anglian Classic Historic Rally is 55416

Lumenition East Anglian Clubman's Rally is 59192

SR4 Stewards are Richard Nel, Alan Barnard and Pat Ward.

It may be necessary, at the discretion of the organisers, to merge some classes.

At publishing final instructions there are no plans to merge classes.

To classify as a finisher crews must visit all 3 MTCs within OTL.

Maps required are OS Landranger - 132 D1 - 133 D2 - 144 B2

All signed on marshals and officials are deemed judges of the fact to adjudicate on these and other penalties specified in the SRs and GRs.

NOTE: COMPETITORS SHOULD DRIVE SENSIBLY AT ALL TIMES, THIS YEAR'S EVENT WILL BE OBSERVED.

2 - Scrutineering and Signing-On

Scrutineering and noise check will take place in the car park at Barnham Broom Golf and Leisure Centre. Please attend scrutineering and noise check BEFORE documentation (signing on). There will be **NO** access to the Barford Suite before 19:00 hours on Friday 19th due to a pre booked function. Rally officials will be available in the car park from 1800 hours.

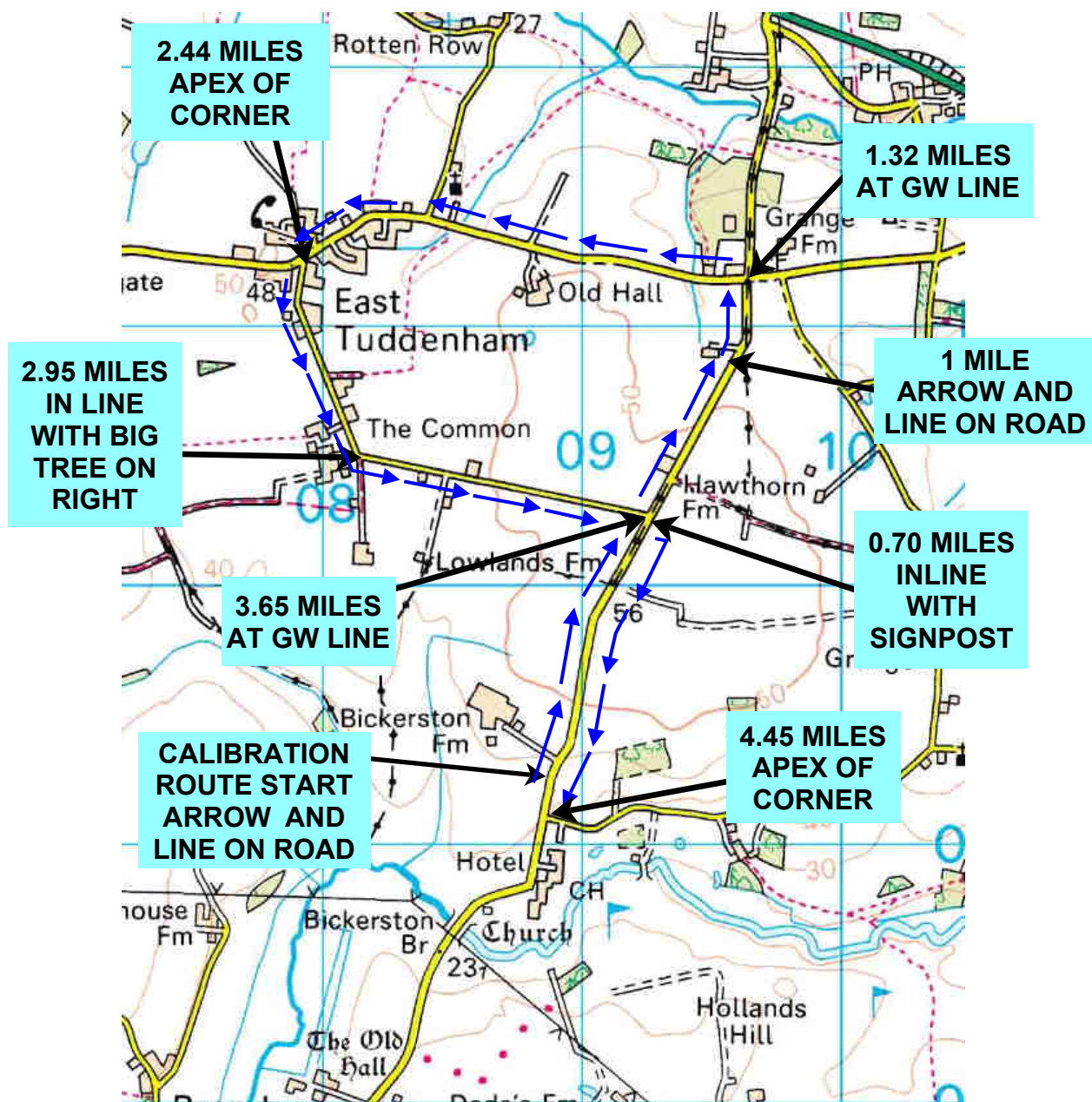
Please arrive at scrutineering as close as possible to the scrutineering start time. Scrutineering will close exactly as schedule. Friday (19th) scrutineering is 19:00 to 20:00 and Saturday (20th) is 07:00 to 08:30. Vehicles not scrutineered will not be allowed to sign on. Signing on closes 30 minutes after scrutineering. Please have available for inspection a current MOT Certificate and the vehicle registration document (V5) or an RAC or FIA identity form as proof of the car's age. After scrutineering it is suggested that you set your trips on the measured mile / mileage route and then proceed to signing on. At signing-on, you will be issued with timecards for the event and a road-book, which gives details of the route and layout of the special tests.

Signing on will take place inside The Barford Suite at the Hotel. Please follow the signs.

3 Official Notice Board - The Official Notice Board will be located inside the Rally Office at the Hotel for the duration of the event. Official Notices posted there will have the same force as the Supplementary Regulations (SR1).

Mileage Check Map

Distances given have been taken from the trip used to measure the regularity sections.



4 Rally Numbers – A self-adhesive vinyl rally plate and 2 x black self-adhesive numbers with a white background will be provided by the organisers. The rally plate should be affixed to the front of the vehicle and one number on each side of the vehicle on the rear window behind the front doors or as close as possible. There may also be stickers

provided by our sponsors. Please display these also. Competitors on the Classic rally will be numbered from 1, with competitors on the clubman's rally from 101. All rally numbers and decals must be in place prior to the start and must be removed or covered after the finish or upon retirement.

5 Fuel - Fuel is NOT available near the start or at the lunch halt. We suggest you fill your car prior to attending the start. Two fuel / comfort halts have been scheduled, one in each half of the route, lasting 15 minutes each. These will be marked in the road book. **Carrying of spare fuel cans is not permitted.**

6 Crew Briefing / Clocks – There will be a short crew briefing at 8:50am on event day. This is not compulsory but we suggest you attend. This briefing will cover any questions you may have around navigation, regularity sections, control procedure etc. Particular attention will be paid to the use of **CD200 clocks**. You will be issued with a timecard clipboard containing an electronic tag, which will store times from the marshals' clocks. At the lunch halt, times will be downloaded into the results computer.

Timing will be strictly on presentation of timecards. Clocks at test start controls are set to download the preceding minute / half minute twenty nine seconds in advance, intermediate / finish controls are set to download instantaneously when the button is pressed. Up to ten times can be stored sequentially.

7 Regularity Sections - The event will contain a number of Regularity Sections, which will be defined by simple navigation. This navigation will be presented to the navigator at the event start in sealed envelopes to be opened at designated points on the route. Some of the regularity starts will be self start.

PLEASE NOTE : There is one section of Pre-Plot navigation at the end of these finals, this is in the style of the 'London Road Book'. You need to plot ALL of the grid references and the associated numbers. In the navigation you receive on the event, it will tell you the order in which to visit the points. You are advised to plot these before arriving to the event.

You will be timed when you stop astride the stop line at Intermediate Regularity Timing Point, or, if there is already a car at the control, as you stop immediately behind it. Remember that timing is FROM ONE IRTC TO THE NEXT. At an IRTC, your time will be recorded on your Time Card. Also remember that the maximum penalty at any regularity intermediate control is 1800 marks. At each intermediate control there will be an A4 laminated sign giving you the ideal time. The mileages on the Regularity Sections have been measured exactly.


Note – on some regularity sections short sections of A and B road are used, in order to help you maintain a reasonable speed and get back on due time please note that there will be no timing points or observers within 1 mile following any A or B road (other than crossing).

8 Special Tests - When you arrive at the start of a test you will be deemed ready to start. Competitors may NOT walk forward beyond the Start control to look at Tests, nor leave the immediate vicinity of their cars at Test starts. Test venues are Out of Bounds to all competitors prior to their due arrival at them.

9 Give Ways - These should be treated as per the Highway Code i.e. giving way where needed. However there are a few give way's on route where care will be needed.

10 Concours - The Concours will be judged during the event. Originality and condition of cars will be judged. Rally dirt will be taken into consideration.

11 Team Entries - Please can we have lots of team entries - £5 per team!



DO MORE THAN RESTORE...
UPGRADE YOUR CLASSIC CAR TO OPTRONIC
www.autocar-electrical.com

12 Baulking - Competitors are reminded that rally etiquette and custom require those who are being caught to pull over at the earliest possible opportunity in order to allow the faster car to pass.

13 Meal Tickets / Catering during the event. - Each competing crew will be issued with 2 tickets for the awards presentation buffet at Barnham Broom. These tickets are NOT replaceable. Remember, no ticket, no food. Breakfast will be provided on Saturday morning at Barnham Broom consisting of bacon rolls and tea or coffee. Lunch is NOT included in the entry fee but Nigel, the landlord of the Marsham Arms is preparing a light ploughman's lunch option for £3.95. Please take him up on this.

14 Emergency Contact / Competitor Liaison - Jacqui Leech will be your contact for the duration of the event. If you are unfortunate to retire please call or text her with the details. Her contact number is – 07891 472967

15 Spirit of the Rally Award - This will be awarded at the discretion of the Clerk of the Course. Please pass any nomination you have to a member of the organising team. The prize will be of an alcoholic nature.

16 Awards - To clarify, the following awards may only be won by one crew. Classic - First / Second / Third Overall and all class awards. Clubman's - First / Second Overall and all class awards.

17 Photographer - The official event photographer is Andy Manston (M&H Photography) – proofs will be posted to all competitors shortly after the rally. Also you may want to visit his website www.mandh-photography.co.uk Don't forget, your entry fee this year includes one complimentary photo.

18 The Final Instruction - The most important rule of all is to enjoy yourselves.

PRE PLOT INSTRUCTIONS FOR REGULARITY B THIS IS NECESSARY FOR THIS YEARS EVENT

Regularity B will use the 'London Road Book' system. You should plot and label the following Map References in advance. The navigational handout will tell you which points to visit, in which order. You will also be given directions of approach and/or departure for those points you are to pass through. This will give you sufficient information to plot the correct route.

Map 132 refers

A 960 255

B 932 $\frac{1}{4}$ 173

C 939 $\frac{1}{2}$ 208

D 925 $\frac{1}{2}$ 271 $\frac{1}{4}$

E 908 160 $\frac{1}{2}$

F 898 $\frac{3}{4}$ 208 $\frac{1}{4}$

G 940 232

H 955 $\frac{3}{4}$ 186

I 969 $\frac{3}{4}$ 230 $\frac{1}{2}$

J 922 $\frac{1}{2}$ 230 $\frac{1}{2}$

K 971 $\frac{1}{2}$ 247

L 892 171 $\frac{3}{4}$

M 967 274 $\frac{1}{2}$