

GUILDFORD & CHELMSFORD MOTOR CLUBS  
**Pheasant Plucker 2006**

NTC2 @ 704 141 NW to TC3

STANDARD SECTION. CRO

Go via :

T T L T R R

---

GUILDFORD & CHELMSFORD MOTOR CLUBS  
**Pheasant Plucker 2006**

TC3 @ 708½ 178¾ NE to TC4

STANDARD SECTION. WUW

Go via :

SSW 720 169¾ NW Care parked cars  
SE 722½ 188  
726 190½ NE  
LWRNAM ▲ at 711¾ 180

---

GUILDFORD & CHELMSFORD MOTOR CLUBS  
**Pheasant Plucker 2006**

TC4 @ 732 ¾ 196 ¾ NE to TC5

STANDARD SECTION. CRO

Go via :

TR TL ML MR SOX

---

GUILDFORD & CHELMSFORD MOTOR CLUBS  
**Pheasant Plucker 2006**

TC5 @ 734 169 SSW to TC6

STANDARD SECTION. CRO

Go via :

16 16 74 17

---

GUILDFORD & CHELMSFORD MOTOR CLUBS  
**Pheasant Plucker 2006**

TC6 @ S 747½ 170 to TC7

STANDARD SECTION. CRO

Using :

(745 179)

(766 175½)

773½ 190½

---

GUILDFORD & CHELMSFORD MOTOR CLUBS  
**Pheasant Plucker 2006**

RTC10 @ 829 ½ 212 NNE to TC11

STANDARD SECTION. WUW

Go via :

QUIET for first 200 metres

Coloured roads only after 1<sup>st</sup> junction

ESE 812 220 W

SW 796 215 N

798 211½ LWRNAM ▲

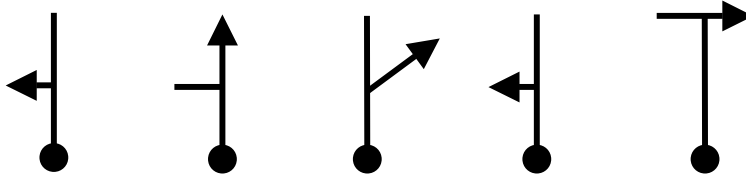
---

GUILDFORD & CHELMSFORD MOTOR CLUBS  
**Pheasant Plucker 2006**

NTC12 @ SSE 832½ 227 to TC13

STANDARD SECTION. CRO

Go via :



---

GUILDFORD & CHELMSFORD MOTOR CLUBS  
**Pheasant Plucker 2006**

TC13 @ SE 812 254 to TC14

STANDARD SECTION. CRO

Go via :

810	257½ SW	LWRNAM ▲
NE 808	257 WNW	LWRNAM ▲
ESE 804	258 SW	LWRNAM ▲
SE 792¼	258 NNE	
SSW 796	278¾ ESE	

---

GUILDFORD & CHELMSFORD MOTOR CLUBS  
**Pheasant Plucker 2006**

TC14 @ WNW 798 278 to TC15

STANDARD SECTION. CRO

Go via :

SW 808¾	281½ E
S827¾	278½ N

---

**GUILDFORD & CHELMSFORD MOTOR CLUBS**  
**Pheasant Plucker 2006**

**TC15 @ S 827 280 to TC16**

**STANDARD SECTION. CRO**

Go via :

YYY	YYY	YRR	RRY	YYY	YYYY	YYY
	LWRNAM ▲				LWRNAM ▲	
					twice	

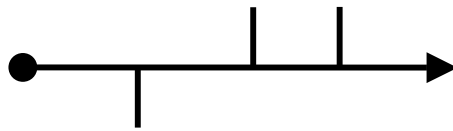
---

**GUILDFORD & CHELMSFORD MOTOR CLUBS**  
**Pheasant Plucker 2006**

**TC16 @ SSE 836 312 to TC17**

**STANDARD SECTION. CRO**

Go via :



**GUILDFORD & CHELMSFORD MOTOR CLUBS**  
**Pheasant Plucker 2006**

**TC17 @ SW 840 331 to TC18 @ W 844 309½**

**STANDARD SECTION. CRO**

Go via :

Care at 4<sup>th</sup> junction  
 LWRNAM ▲ at 5<sup>th</sup> junction

---

**GUILDFORD & CHELMSFORD MOTOR CLUBS**  
**Pheasant Plucker 2006**

**TC18 @ W 844 309½ to TC19**

**STANDARD SECTION. CRO**

Go via :

31	85	31	86	31	87	31
----	----	----	----	----	----	----

---

GUILDFORD & CHELMSFORD MOTOR CLUBS  
Pheasant Plucker 2006

TC19 @ NW 869½ 312 to TC20

STANDARD SECTION. WUW

Go via :

879½ 310 NW LWRNAM ▲  
SSE 874¼ 322 NE

---

GUILDFORD & CHELMSFORD MOTOR CLUBS  
Pheasant Plucker 2006

TC20 @ 878 323¾ NE to TC21

STANDARD SECTION. WUW

Go via :

8732 8832 8833 8733 8633 8634

---

GUILDFORD & CHELMSFORD MOTOR CLUBS  
Pheasant Plucker 2006

TC21 @ SW 867 340 to TC22

STANDARD SECTION. CRO

Go via :

87 87 35 87 36 88 88

LWRNAM ▲ at 4<sup>th</sup> junction

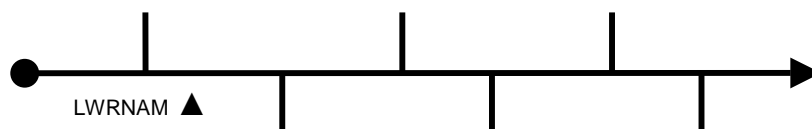
---

GUILDFORD & CHELMSFORD MOTOR CLUBS  
Pheasant Plucker 2006

TC22 @ E 874½ 364 to TC23

STANDARD SECTION. CRO

Go via :



VQ and DSO 200 metre radius between 5<sup>th</sup> and 6<sup>th</sup> junctions

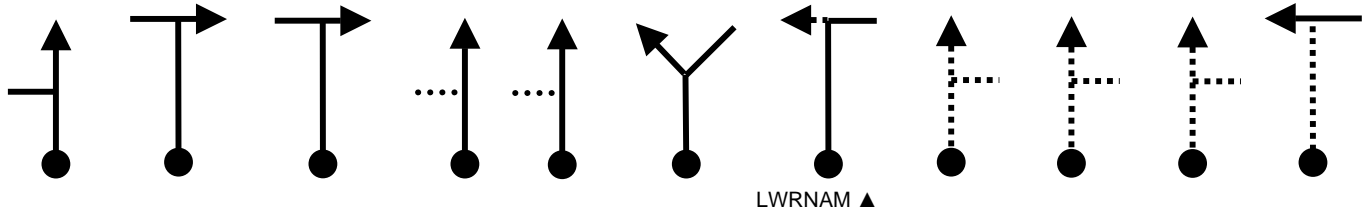
---

**GUILDFORD & CHELMSFORD MOTOR CLUBS  
Pheasant Plucker 2006**

TTC25 @ NW 927 ½ 449 to RTC28

STANDARD SECTION. WUW

Go via :



**GUILDFORD & CHELMSFORD MOTOR CLUBS  
Pheasant Plucker 2006**

RTC28 @ SSE 942½ 424 to TC29

STANDARD SECTION. CRO

Go via:

T            L            R            R            T            R            R            R

LWRNAM ▲ at 2<sup>nd</sup> and 6<sup>th</sup> junctions

**GUILDFORD & CHELMSFORD MOTOR CLUBS  
Pheasant Plucker 2006**

TC29 @ W 979 443¾ to TC30

STANDARD SECTION. CRO

Go via :

98989845984647

LWRNAM ▲ at 2<sup>nd</sup> and 6<sup>th</sup> junctions

**GUILDFORD & CHELMSFORD MOTOR CLUBS  
Pheasant Plucker 2006**

TC30 @ SSE 972¾ 474 to TC31

STANDARD SECTION. CRO

Go via :

NNE 964	480 W	LWRNAM ▲
961¼	480 WNW	LWRNAM ▲
944½	485 NNE	LWRNAM ▲

GUILDFORD & CHELMSFORD MOTOR CLUBS  
**Pheasant Plucker 2006**

NTC32 @ SSW943 509¾ to TC33

STANDARD SECTION. CRO

Go via :

SSE 942 527 SW  
(52)

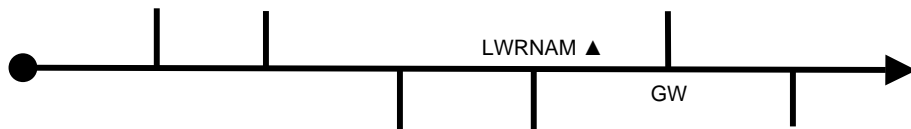
---

GUILDFORD & CHELMSFORD MOTOR CLUBS  
**Pheasant Plucker 2006**

TC33 @ ESE929 522½ to TC34

STANDARD SECTION. CRO

Go via :



GUILDFORD & CHELMSFORD MOTOR CLUBS  
**Pheasant Plucker 2006**

RTC36 @ NE 858<sup>3</sup>/<sub>4</sub> 450 to TC37

STANDARD SECTION. CRO

Go via :

YYY          YY          YYY          YYY          YBB

---

GUILDFORD & CHELMSFORD MOTOR CLUBS  
**Pheasant Plucker 2006**

TC37 @ NNW 829<sup>3</sup>/<sub>4</sub> 457<sup>3</sup>/<sub>4</sub> to TC38

STANDARD SECTION. CRO

Go via :

B                                  B  
LWRNAM ▲ at 3<sup>rd</sup> junction

---

GUILDFORD & CHELMSFORD MOTOR CLUBS  
**Pheasant Plucker 2006**

TC38 @ NNE 827<sup>1</sup>/<sub>4</sub> 436<sup>3</sup>/<sub>4</sub> to TC39

STANDARD SECTION. WUW

Go via :

B          R          L          B          T          L

---

GUILDFORD & CHELMSFORD MOTOR CLUBS  
**Pheasant Plucker 2006**

TTC40 @ ESE 776<sup>1</sup>/<sub>2</sub> 447<sup>1</sup>/<sub>4</sub> to ITC41

STANDARD SECTION. WUW

Go:

Turn left onto BOAT and enjoy but please don't get stuck or wedge it!!!

Then continue to RTC42 at SE 761<sup>3</sup>/<sub>4</sub> 419 and please be Quiet

---



GUILDFORD & CHELMSFORD MOTOR CLUBS  
**Pheasant Plucker 2006**

RTC44 @ N709 410 to TC45

STANDARD SECTION. CRO

Go via :

YWY  
LWRNAM ▲

YYY

YYY

YYY  
LWRNAM ▲

---

GUILDFORD & CHELMSFORD MOTOR CLUBS  
**Pheasant Plucker 2006**

TC45 @ NE693½ 385 to TC46

STANDARD SECTION. CRO

Go via :

112

104

99

Give Way at 1<sup>st</sup> junction

---

GUILDFORD & CHELMSFORD MOTOR CLUBS  
**Pheasant Plucker 2006**

TC46 @ E 678 365½ to TC47

STANDARD SECTION. CRO

Go via :

L

B

L

B

LWRNAM ▲ at 1<sup>st</sup> junction

---

GUILDFORD & CHELMSFORD MOTOR CLUBS  
**Pheasant Plucker 2006**

TC47 @ NE656½ 342 to TC48

STANDARD SECTION. CRO

Go via :

YBB  
LWRNAM ▲

BBY

YYY  
LWRNAM ▲

YYY  
LWRNAM ▲

YYY

YBB

GUILDFORD & CHELMSFORD MOTOR CLUBS  
**Pheasant Plucker 2006**

NTC49 @ ENE 658¾ 276½ to TC50

STANDARD SECTION. CRO

Go via :

75                      84                      78                      99                      74  
LWRNAM ▲ at 2<sup>nd</sup> junction  
GW at 3<sup>rd</sup> junction

---

GUILDFORD & CHELMSFORD MOTOR CLUBS  
**Pheasant Plucker 2006**

NTC51 @ E 610 288½ to TC52

STANDARD SECTION. CRO

Go via :

6685737782947883  
LWRNAM ▲ at 1<sup>st</sup> junction

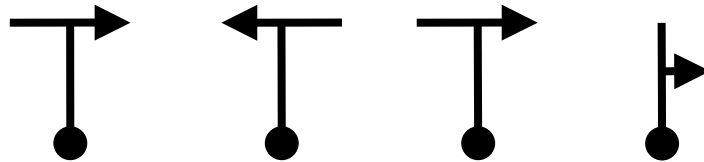
---

GUILDFORD & CHELMSFORD MOTOR CLUBS  
**Pheasant Plucker 2006**

TC52 @ NW 585½ 262 to TC53

STANDARD SECTION. CRO

Go via :

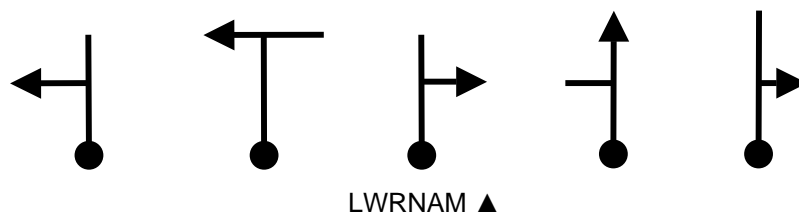


GUILDFORD & CHELMSFORD MOTOR CLUBS  
**Pheasant Plucker 2006**

TTC55 @ N 547 ¾ 208 to TC56

STANDARD SECTION. CRO

Go via :



LWRNAM ▲

---



GUILDFORD & CHELMSFORD MOTOR CLUBS  
**Pheasant Plucker 2006**

TC61 @ S 532¾ 086½ to TC63

STANDARD SECTION. CRO

Go via :

T T R B B B R B R

---

GUILDFORD & CHELMSFORD MOTOR CLUBS  
**Pheasant Plucker 2006**

NTC64 @ W 589 089 to TC66

STANDARD SECTION. CRO

Go via :

590¾ 089 LWRNAM ▲  
599¾ 111 LWRNAM ▲  
601¾ 111 LWRNAM ▲  
615 123½ LWRNAM ▲  
N 617¼ 132 E

---

GUILDFORD & CHELMSFORD MOTOR CLUBS  
**Pheasant Plucker 2006**

TC66 @ W 621½ 132¼ to TC67

STANDARD SECTION. CRO

Go via :

736565  
LWRNAM ▲ at 1<sup>st</sup> junction

---

GUILDFORD & CHELMSFORD MOTOR CLUBS  
**Pheasant Plucker 2006**

TC68 @ 681 119½ SSW to TC67 @ W 654¾ 121¼

STANDARD SECTION. CRO

Go via :

