

**GUILDFORD & CHELMSFORD MOTOR CLUBS
Pheasant Plucker 2005**

NTC2 @ 728 135½ NNE to TC5

STANDARD SECTION. CRO

Go via :

14 73 15 16 17 17 74 17 75 76 18 19 77 19
Give way at 3rd , 6th and 9th junctions
DIP at 9th junction

TC5 to NTC6 @ W 827 193½

NEUTRAL SECTION. CRO

Quiet throughout especially at first junction - CARE

Go via :

SW 794 195 SE Give Way
N 797 189½ ENE
SSW 810 197 SSE

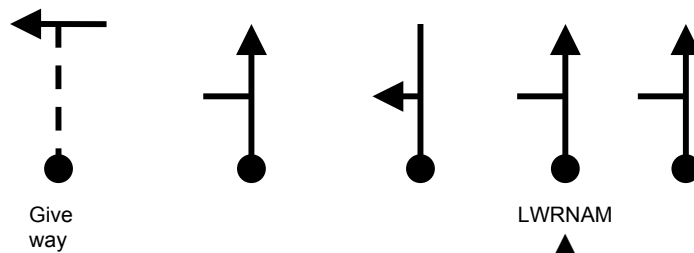
**GUILDFORD & CHELMSFORD MOTOR CLUBS
Pheasant Plucker 2005**

TC7 @ SSW 829 ½ 212 NNE to TC8

STANDARD SECTION. WUW

Go via :

Coloured roads only after 1st junction



TC8 to NTC9 @ SE 841 232¾ NW

NEUTRAL SECTION. CRO

Quiet throughout especially at first junction - CARE

Go via :

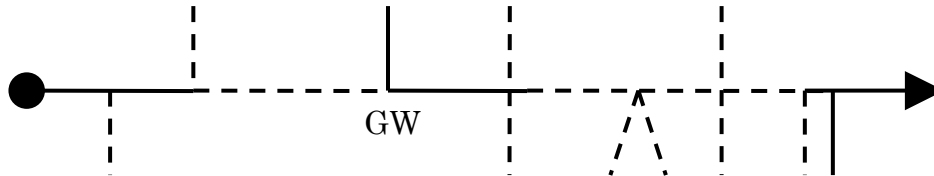
Use A120

**GUILDFORD & CHELMSFORD MOTOR CLUBS
Pheasant Plucker 2005**

NTC9 @ SE 841 232³/₄ NW to TC10

STANDARD SECTION. WUW

Go via :




*69 VQ – DSO 100 metre radius

**GUILDFORD & CHELMSFORD MOTOR CLUBS
Pheasant Plucker 2005**

TC10 @ 828³/₄ 265¹/₂ SW to TC11

STANDARD SECTION. WUW

Go via :



Coloured roads only after first junction

**GUILDFORD & CHELMSFORD MOTOR CLUBS
Pheasant Plucker 2005**

TC11 @ 806 265 NNE to TC13

STANDARD SECTION. CRO

Use the following :

831¹/₂ 287³/₄ESE

W822 278¹/₄E

SW808¹/₄ 280³/₄NE

S827³/₄ 278¹/₂

LWRNAM ▲ at 10th and 11th junctions

TC13 to NTC14 @ NW 869¹/₂ 281 SSW

NEUTRAL SECTION. CRO

Go via :

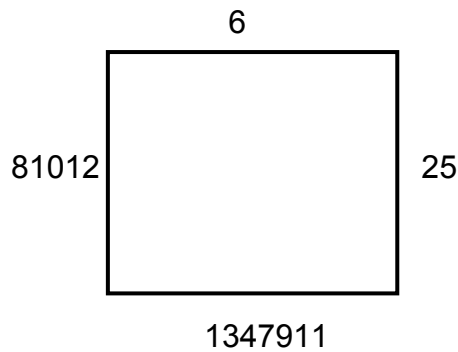
861 287 ¹/₂ SSE Give Way

GUILDFORD & CHELMSFORD MOTOR CLUBS
Pheasant Plucker 2005

NTC14 @ NW 869½ 281 SSW to TC16

STANDARD SECTION. CRO

Go via :



LWRNAM ▲ at 3rd and 5th junctions

TTC17 @ NW 899½ 290 SE

TRANSPORT SECTION. CRO

Go via :

Turn left onto A120 Give Way
896 233½ NNW
895¾ 285 NNE Give Way

GUILDFORD & CHELMSFORD MOTOR CLUBS
Pheasant Plucker 2005

TTC17 @ NW 899½ 290 SE to TC18

STANDARD SECTION. CRO

Go via :

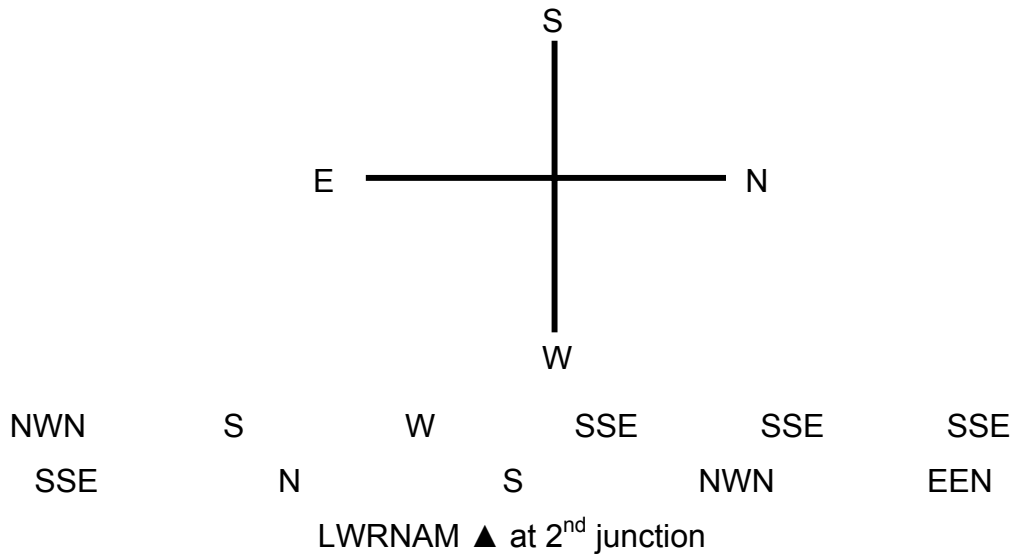
71 63 49
LWRNAM ▲ at 1st junction
DIP at 2nd junction

**GUILDFORD & CHELMSFORD MOTOR CLUBS
Pheasant Plucker 2005**

TC18 @ WNW 922 292½ ESE to TC20

STANDARD SECTION. CRO

Go via : Bob's Compass



TC20 to NTC21 @ SSE 011½ 329½ NNW

NEUTRAL SECTION. CRO

Go via :

Quiet throughout
Give Way at 1st junction
977 315 NNE
NW 004 330 ¼ NE

**GUILDFORD & CHELMSFORD MOTOR CLUBS
Pheasant Plucker 2005**

NTC21 @ SSE 011½ 329½ NNW to TC23

STANDARD SECTION. CRO

Go via :

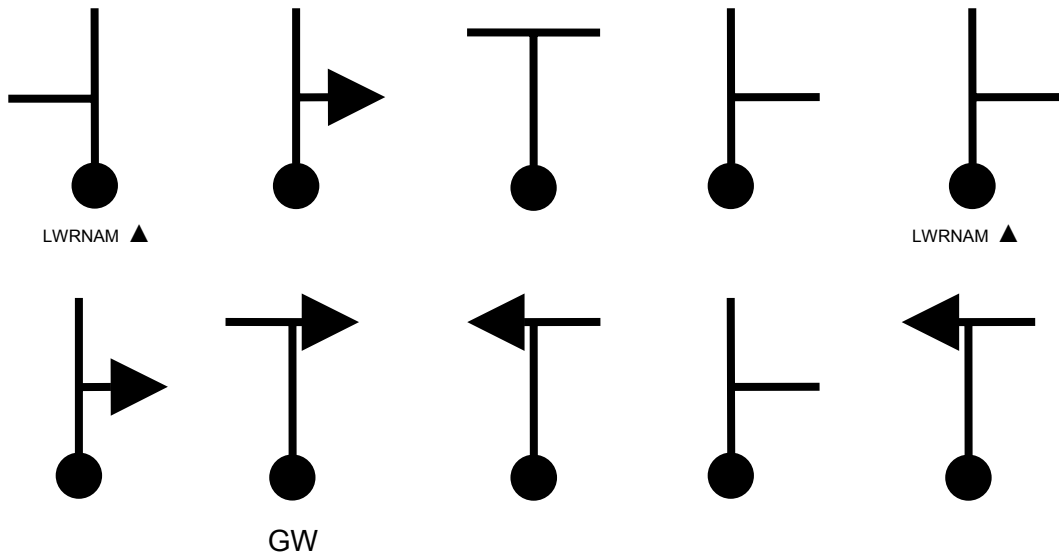
	Stour	
(52)	17	(54)
	Box	
	(Brett)	
	TC at 39	

GUILDFORD & CHELMSFORD MOTOR CLUBS
Pheasant Plucker 2005

TC23 @ SE 018 379 N to TC25

STANDARD SECTION. CRO

Go via :



GUILDFORD & CHELMSFORD MOTOR CLUBS
Pheasant Plucker 2005

TC25 @ WSW 074 400½ ENE to TC27 @ SSW 122½ 431 NNE

STANDARD SECTION. CRO

Go via :



LWRNAM ▲ at 3rd junction

GUILDFORD & CHELMSFORD MOTOR CLUBS
Pheasant Plucker 2005

MNTC28 @ E 118 471 W to TC30

STANDARD SECTION. CRO

Go via :

11471047094709460846084507450746084608470747

GUILDFORD & CHELMSFORD MOTOR CLUBS
Pheasant Plucker 2005

TC30 @ SE 079 474 NNE to TC32

STANDARD SECTION. CRO

Go:

TC32 is 4.7 km grid west of TC30
LWRNAM ▲ at 1st and 2nd junctions

TC32 to NTC33 @ ENE 018 462 SW

NEUTRAL SECTION. CRO

Go via :

Quiet throughout

GUILDFORD & CHELMSFORD MOTOR CLUBS
Pheasant Plucker 2005

NTC33 @ ENE 018 462 SW to TC34

STANDARD SECTION. CRO

Go via :

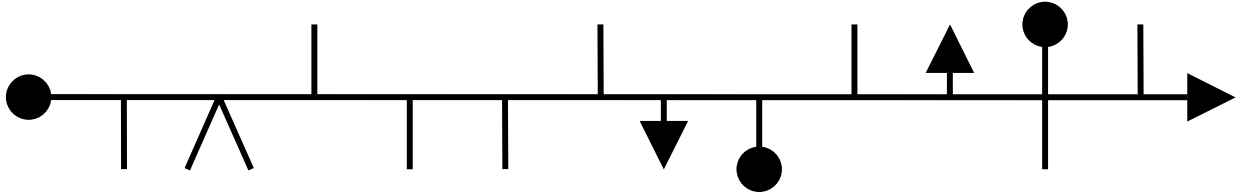
yyy yRR RRB BBy yRRy yyy yYY YYy yyy

GUILDFORD & CHELMSFORD MOTOR CLUBS
Pheasant Plucker 2005

TC34 @ ENE 992 443 SSW to TC36

STANDARD SECTION. CRO

Go via :



Give Way at 14th and 16th junctions

TC36 to NTC37 @ NW 004 416 SE

NEUTRAL SECTION. CRO

Go via :

990 412 NE Give Way

GUILDFORD & CHELMSFORD MOTOR CLUBS
Pheasant Plucker 2005

NTC37 @ NW 004 416 SE to TC38

STANDARD SECTION. CRO

Go via : Using Bob's Compass (hope you still have it!)

NWN

W

WWN

WWN

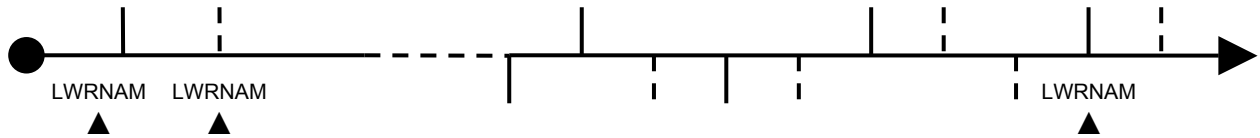
LWRNAM ▲ at 2nd and 3rd junctions

**GUILDFORD & CHELMSFORD MOTOR CLUBS
Pheasant Plucker 2005**

TC38 @ NNW 024 400½ SE to TC39

STANDARD SECTION. WUW

Go via :



TC39 to NTC40 @ SE 983½ 377½ WSW

NEUTRAL SECTION. CRO

Go via :

Quiet throughout
988½ 373 NW

**GUILDFORD & CHELMSFORD MOTOR CLUBS
Pheasant Plucker 2005**

NTC40 @ SE 983½ 377½ WSW to TC41

STANDARD SECTION. CRO

Go via :

11.27

13.35

GW at 1st junction

TC41 to NTC42 @ ENE 962 341 WSW

NEUTRAL SECTION. CRO

Go via :

Quiet throughout

**GUILDFORD & CHELMSFORD MOTOR CLUBS
Pheasant Plucker 2005**

NTC42 @ ENE 962 341 WSW to TC43

STANDARD SECTION. CRO

Go via :

96 34 34 35 95 35 34 94 93 34

LWRNAM ▲ at 3rd junction

GUILDFORD & CHELMSFORD MOTOR CLUBS
Pheasant Plucker 2005

TC43 @ S 927½ 342 N to TC44

STANDARD SECTION. CRO

Go via :

66

51

69

GUILDFORD & CHELMSFORD MOTOR CLUBS
Pheasant Plucker 2005

TTC52 @ NNE707 274 SSW to TC54

STANDARD SECTION. WUW

Go via :

699¾ 260¼ WSW LWRNAM ▲

SSE 681 248¼ NNW

NW 670¾ 237 SE

679½ 227 WSW Give way

N 677 ¼ 219 ½ SSE

TC54 to NTC55 @ WSW 705 208 ENE

NEUTRAL SECTION. CRO

Go via :

Quiet Throughout

N 684 206 NE Give Way

GUILDFORD & CHELMSFORD MOTOR CLUBS
Pheasant Plucker 2005

NTC55 @ WSW 705 208 ENE to TC57

STANDARD SECTION. CRO

Go via :

58

+8

+5

-7

LWRNAM ▲ at 3rd and 5th junctions

**GUILDFORD & CHELMSFORD MOTOR CLUBS
Pheasant Plucker 2005**

TC57 @ NW 702 166 SE to TC58 @ NNW 694½ 156¾

STANDARD SECTION. WUW

Go via :

7 6 6 7 7 7

TC58 to NTC59 @ NNE 680¼ 161 SW

NEUTRAL SECTION. CRO

Go via :

Quiet Throughout

**GUILDFORD & CHELMSFORD MOTOR CLUBS
Pheasant Plucker 2005**

TC60 to NTC59 @ SW 680¼ 161 NNE

STANDARD SECTION. CRO

Go via :

MR	ML	MR	TL	TL	TL	TL	TR
LWRNAM		LWRNAM	LWRNAM				
▲		▲	▲				

TC60 to NTC61 @ NNE 635 184½ WSW

NEUTRAL SECTION. CRO

Go via :

Quiet throughout
643½ 200 SSW

GUILDFORD & CHELMSFORD MOTOR CLUBS
Pheasant Plucker 2005

NTC61 @ NNE 635 184½ WSW to TC63

STANDARD SECTION. CRO

Go via :

Insert tracing

LWRNAM ▲ at 2nd, 4th and 5th junctions

GUILDFORD & CHELMSFORD MOTOR CLUBS
Pheasant Plucker 2005

TC63 @ NNE 612 132 SSW to TC65

STANDARD SECTION. CRO

Go via :

