


CHELMSFORD MC



## Javalin's Jumbo Targa Rally

Sunday 31<sup>st</sup> March 2024

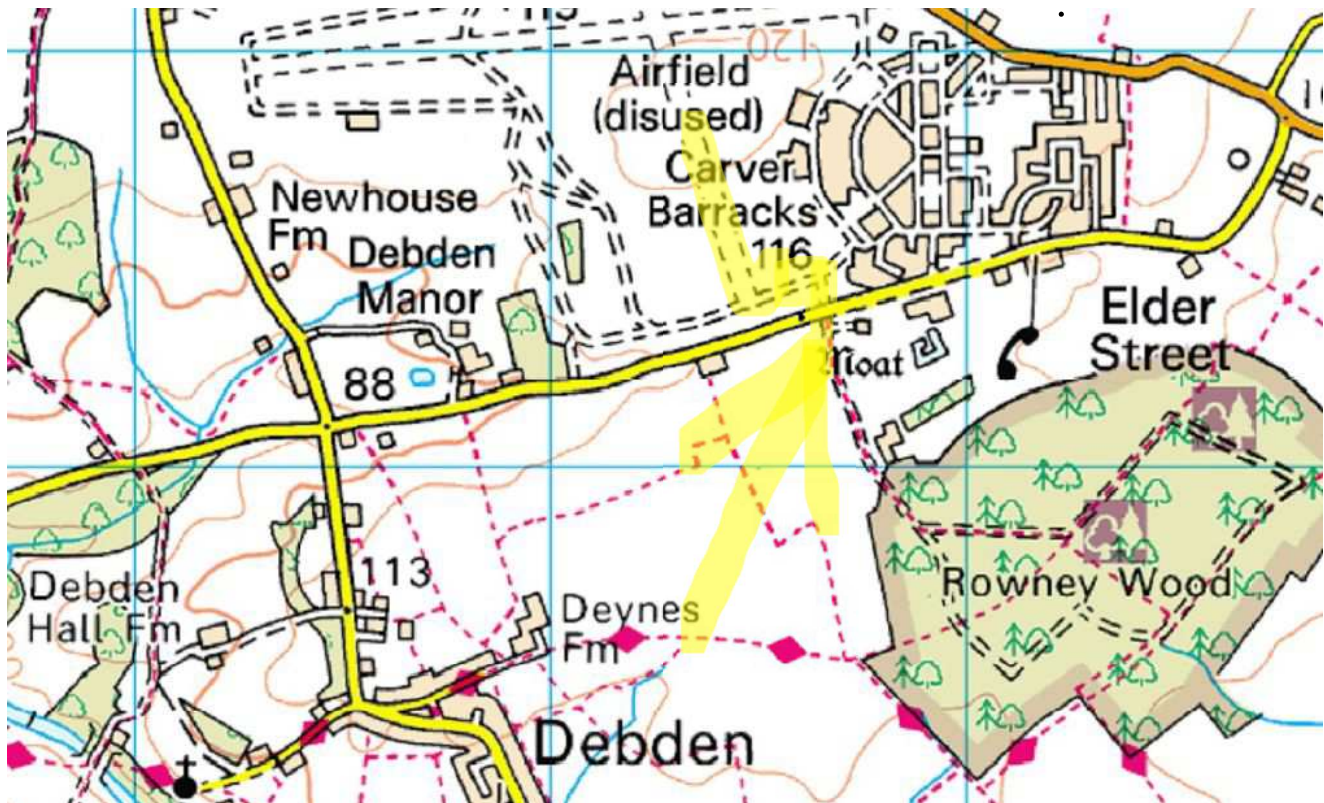
### Final Instructions

#### Access

Access to the venue is available from 07:00 to 8:30 only, via the airfield gate – see map below. **NOT** the main barracks security gate  
Post Code (close by) - CB10 2YA Map Ref. 154 / 566.6 344

The paddock is further up the runway than normal – leave the area next to the playing fields clear for a rugby match.

**THE SPEED LIMIT** on all areas of the airfield, **EXCEPT THE TESTS** is 20 MPH, reduced to 10mph in paddock area runway. The penalty for excess speed or dangerous driving is **exclusion** from this and future events.

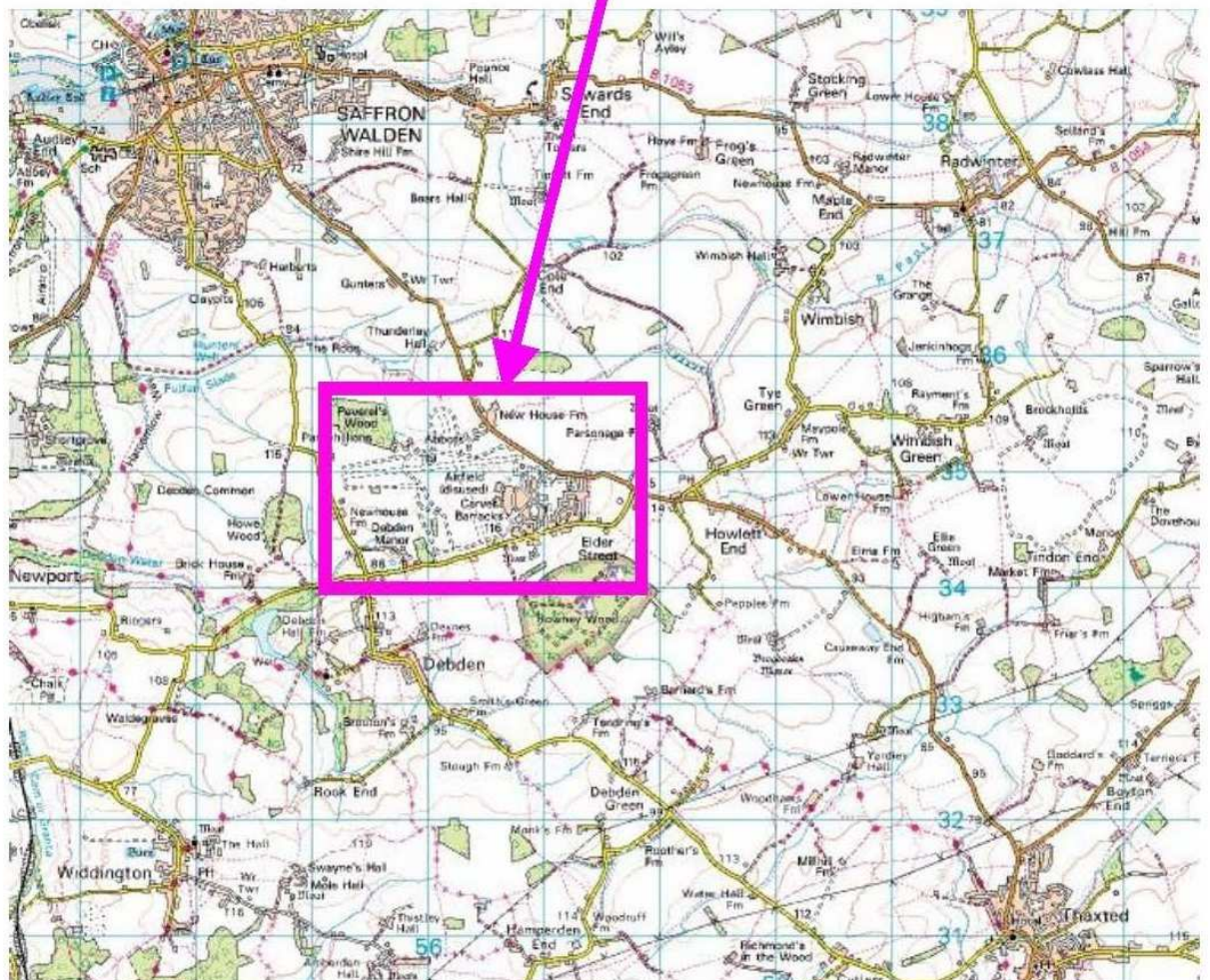
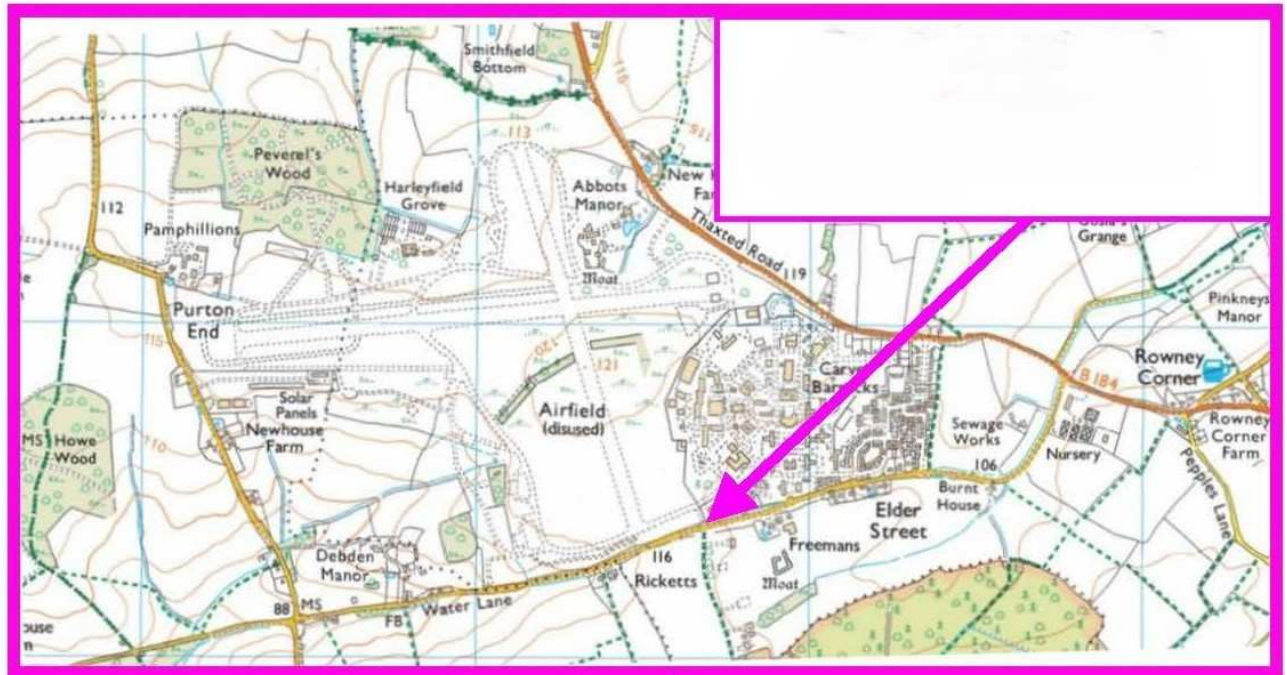


#### Event Format & Time Schedule:

7:00	Gates open
7:10	Scrutineering opens
8:30	Gates close
8:45	Driver & Navigator Briefing in Paddock
9:01	Car 1 due at MTC1 & Noise test. Test 1 to commence shortly after
10:31	Car 101 due at MTC2; Test 4 to commence shortly after
12:30	Lunch Break. This allows marshals to return to the paddock.
13:31	Car 101 due at MTC3; Test 7 to commence shortly after
15:01	Car 1 due at MTC4; Test 10 to commence shortly after
16:45	Last car completes final test. Competitors & marshals to help clear up
17:30	Awards Presentation & Departure



## Access To Venue Maps



AMSC & Chelmsford MC - Javalin's Jumbo Targa Rally - 31<sup>st</sup> March 2024

[www.javalin.co.uk](http://www.javalin.co.uk)

[chelmsfordmc.co.uk](http://chelmsfordmc.co.uk)

Officials	Steward: Paul Brewerton, Environmental Scrutineer/Noise: Simon Dockray.
Eligible Clubs	SRs 4.1 Add: Caernarvonshire & Anglesey MC, Blackbird AC, Mablethorpe & District MC, Matlock MC.
Petrol	There is no petrol available at the venue. You will need fuel for 20 competitive miles.
Noise Test	All cars will be tested for noise at the Main Time Control prior to starting the driving tests. Vehicles must not exceed 98db at 0.5m at 2/3rds maximum rpm; any car exceeding the limit will not be allowed to start.
Scrutineering	<p>All cars will be checked for basic safety such as secure seats, and conformity with targa rally rules (R21).</p> <p>21.6. Competitors are required to carry a First Aid Kit, high visibility vests or jackets, OK/SOS board, spill kit, warning triangle.</p> <p>21.10. All major internal trim as fitted to the body type by its original manufacturer when offering it for sale must be retained. Major internal trim includes headlining, inside door panels (which may be replaced with representative material) for all doors and/or rear side panels alongside the rear seat (for a 2 door car), carpets and <b>rear seats</b>. It does not include parcel shelves, boot carpet or boot side trims.</p> <p>21.25. Vehicles must be fitted with tyres that are always legal for use on the public highway.</p> <p>21.39. Vehicles may not use racing style numbers.</p> <p>21.41. Brakes are free but must comply with Construction and Use Regulations. A hydraulic handbrake is permitted where a functioning mechanical system is also present.</p> <p>21.42. Vehicles must display registration plates in compliance with the current Road Vehicles (Display of Registration Marks) Regulations.</p> <p>Cars do not need be taxed. Where applicable a current MoT must be produced Paintwork is not required to be one colour, and advertising not exceeding 1250 sq cm in total is permitted. Large logos will need to be removed or completely covered up. Towing eyes must be fitted and ready for use in case you break down.</p>
Documentation	After scrutineering, event documentation can be collected at the results gazebo.
Signing-on	This must be done online prior to the event. Any crew not signed on before the event will not be allowed to start. On arrival at the venue documentation shall be collected from the officials' gazebo, numbers fitted and the car lined up for MTC 1 in numerical start order.
Start time	The first car is due at MTC1 – exit from paddock - at 09:01 and cars start in numerical order from Car 1 at minute intervals. For double-driven crews, the first driver (Cars 1-25) will drive time card 1 and 4 first and second drivers (cars 101 onwards) will drive time cards 2 and 3 first. <b>Follow the scheduled times on your time cards.</b>
Notices	<p>The Official Notice board will be located by the results area for the duration of the event. Official notices posted there will have the same force as the SRs</p> <p><b>Please also note that in-car video cameras are not permitted, and photography by anyone other than the official photographer, Andy Manston, is not permitted at this venue.</b></p>
Toilets	Toilet facilities are provided in the paddock area.



AMSC & Chelmsford MC - Javalin's Jumbo Targa Rally - 31<sup>st</sup> March 2024

[www.javalin.co.uk](http://www.javalin.co.uk)

[chelmsfordmc.co.uk](http://chelmsfordmc.co.uk)

- Tyres** If you come with one set of road tyres that are just legal, they most likely will not be when you leave, so bring spares accordingly. The majority of the route is smooth concrete and tarmac.
- Refreshments** We have experienced caterers at the event. Please make use of these facilities. Marshals will be provided with a voucher for one drink and snacks free of charge, as without them the event would not run. **Please allow the Marshals PRIORITY TO PUSH IN TO THE FOOD QUEUE FOR THEIR MEALS AT LUNCHTIME.**
- Tests** Code and Stop / Go boards will not be used on this event. There are Passage Checks to stop the cars at points where the route merges. You must STOP in the box of cones at the Passage Check marshal to get a signature on your time card. You must stop astride the line at each test finish and then pull forward to the marshal. SR 17.1 – failing to stop in the box at a PC or astride a test finish line - 10 seconds.
- Results** The rally consists of 11 Special Tests timed to an accuracy of 1 second. Results will be calculated based on the sum of times for all tests. Results will be available at [mtc1.uk](http://mtc1.uk)
- To be classified as a finisher, you must visit each Main Time Control (MTC) (located at the exit from the paddock within 30 minutes of your due time, start the first test of each time card while it is open, and visit each Results Passage Check (RPC) (located at the gazebo in the paddock).
- Safeguarding** Anglia Motor Sports Club and Chelmsford Motor Club take the safety and well-being of children and vulnerable people very seriously and follow Motorsport UK's Safeguarding Policy. If you have any concerns please in the first instance raise them with the Clerk of Course Jim Bowie (07799 535 190) who will liaise with the clubs' safeguarding officers and Motorsport UK as appropriate.
- Environmental Management**
- Chelmsford Motor Club is accredited to the Motorsport UK Environmental Management System scheme and takes its environmental responsibilities seriously. Whilst we recognise that all motorsport events have some impact on the environment, we take steps to minimise or offset this – including measuring carbon emissions, buying sustainable or recycled items such as paper and glass trophies and having a 'zero waste' policy when leaving venues.
- Rubbish sacks will be provided with your road book. Please take all rubbish home.
- All competition vehicles to be parked on ground sheets when not in use.
- Motorsport UK requirement as per regs. "All vehicles must carry a Small Spill Kit complying with J5.20.13 A self-contained spill kit capable of effectively absorbing minor spillages of up to 1.25 litres of all vehicle fluids – oils, fuels, coolants, battery acid".

## **OPERATIONS HEALTH AND SAFETY REGULATIONS**

### **Motor Sport UK Service Area Risk Management**

Entrants, competitors and service crew members should be aware of their own and other people's safety and wellbeing, when competing in motor sport.

1. All entrants should have an environmental ground sheet in place before work commences on the vehicle.
2. All competing cars must carry an environmental spill-kit, for use in the event of liquid spillage.
3. Fire extinguishers should be readily available at all times when vehicles are to be worked on, particularly in the event of any welding or grinding being carried out and when vehicles are being refuelled.
4. Vehicles should be supported by axle stands, chassis sill stands or ramps, all with recommended base plates, when raised in the air by trolley or any other types of jack. Engines should not be running when the vehicle is raised on stands. No other work on the car should be attempted, when raising or lowering of the car is taking place.
5. If re-fuelling is permitted in the Service Area, this should be the last operation to be carried out before the vehicles leave. The vehicle should be off any support stands, have all four wheels on the ground, have all other work ceased and have no occupants, when re-fuelling commences.
6. Ideally re-fuelling should be by hand pumping, rather than from hand-held containers.
7. Spillage of any liquid should be contained immediately by the crew concerned.

### **A. Storage & Use of Petroleum Spirit**

1. No refuelling permitted.

### **B. Hazardous Substances**

1. Some vehicle parts, for example brake & clutch linings, contain asbestos. Competitors are encouraged to use non-asbestos substitutes where possible.
2. Where asbestos is used, every effort should be made to prevent dust being released.
3. Some mineral oils may cause skin cancers. Where contact does occur, contamination should be washed off immediately. The wearing of any contaminated clothing should be avoided.
4. Other substances may cause ill health. Suppliers will have information about the possible effects of their products, on request.

### **C. Electrical Safety**

1. All electrical equipment should be maintained in a safe condition.
2. Extension leads & cables should be neoprene, oil resistant flexible cable.
3. All electrical equipment used externally should be weatherproof and tools should be "double" or "all insulated" against electric shock.
4. Electrical equipment and hand tools should not be used where flammable vapours are present.

### **D. Fire Precautions**

1. All competition and service vehicles are recommended to carry a suitable fire extinguisher.
2. Special consideration should be made before lighting any cooking appliance.
3. All sources of ignition should be kept away from any fuel store or re-fuelling area.
4. Fire extinguishers should not be moved from their known location, other than when in use.
5. In the event of any fire, a report should be made to the organisers of the event before leaving the venue.
6. All entrants are encouraged to train their personnel in correct fire prevention and treatment procedures.

### **E. Compressed Air Equipment**

1. Air blasts from over inflated tyres can cause severe injury. Tyres should not be inflated above manufacturers' recommendation figures.
2. Always stand clear when inflating tyres.
3. Compressors & air lines should be inspected regularly.

4. Compressed air cylinders should be stored and used to suppliers' recommendations.

#### **F. General Working Practices**

1. All working areas should be kept clean & tidy. All waste & spillage should be cleared up immediately, and **removed by the entrant at the end of the event and disposed of in a responsible manner.**
2. Trailing cables & hoses should not be allowed to create a trip hazard and should not be run across access or roadways.
3. Whenever vehicle engines are being run, adequate ventilation must be in place.
4. All safety notices should be complied with.
5. Any personnel carrying out work should ensure that they adopt safe working practices at all times.
6. Service crews and competitors need to be aware of the long periods of exposure to cold, wet or heat, experienced while on location in service areas and dress accordingly.
7. Children under 16 years of age are to be closely supervised and should not leave your designated area unaccompanied. **They are children and as such are your responsibility!!**

#### **G. Noise**

1. Exposure to excessive noise may result in hearing loss, or other complaints. These may be short term, or after prolonged exposure, permanent.
2. Where exposure to noise is unavoidable, ear defenders should be worn.

#### **H. Manual Handling**

1. Lifting, carrying and propelling of loads by bodily force is a major cause of industrial injuries. All entrants are encouraged to train their personnel in safe manual handling techniques.

#### **I. Waste**

1. Entrants **should remove all waste** from the venue, including containers, packaging, tyres, oils etc. **They must be disposed of it in a responsible manner.**

#### **J. Vehicle Safety**

1. A 10 mph speed limit should be observed at all times in a Service Area, other than for Emergency Vehicles which may be attending an incident.
2. There may be pedestrians in Service Areas. Special care must be taken in these circumstances, to avoid collisions.
3. The unauthorised use of mopeds, motorcycles, scooters, go-peds, quads etc. is forbidden in Service Areas.
4. Vehicles may only be driven by persons holding valid driving licences for that class of vehicle.

#### **K. First Aid**

1. Any person sustaining injury or illness, should seek treatment from the event emergency services, by initially reporting to the Senior Official in charge of the Service Area, who will ensure the appropriate response.

#### **L. Public Safety**

1. Entrants and their associated personnel should act in a manner so as not to put either themselves or any other person at risk of injury.

#### **M. Reporting of Accidents & Incidents**

1. All accidents where any person sustains injury, or where damage to property occurs, should be reported immediately to the Senior Official in charge of the Service Area.

#### **N. Further Regulations and Information**

1. Entrants are reminded of their obligations to comply with the requirements of the appropriate sporting regulations at all times. These Guidance Notes should be read in conjunction with all relevant regulations.