

Lucy's 169 Tabletop

No tricks. Standard CMC navigation (remember no-through-roads are ignored)
All on map 169 latest edition (previous ones may work but not checked).

Following page just shows the route instructions. Answers follow later.

If you haven't got access to the paper maps, you can access 1:50 OS maps free on www.bing.com/maps (in the top right corner of the map you can click the icon to select different map types – select Ordnance Survey)

169 route instructions

Start 170140 to TC1 164199

Within this route you need to do: 6 x RA and 2 x over railway

TC1 164199 to TC2 184226

Via 7 spot heights, 6 of which are no lower than 23, no higher than 26.

TC2 184226 to TC3 200½ 283

23 18 23 23 17 23 23 24 25 17 18 19 26 19 27 19 28 20

TC3 200½ 283 to TC4 126314

yyy yGG GYG GGY YYY YYYY YyY YYY YYY YYY YyY YBB BYB

TC4 126314 to TC5 (finish) 075301

W W W S N S W S W S N N

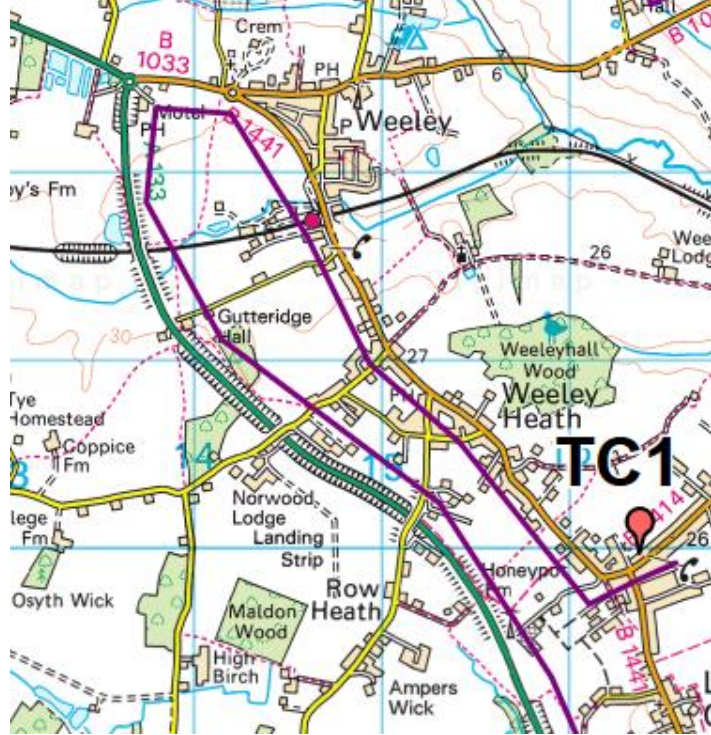
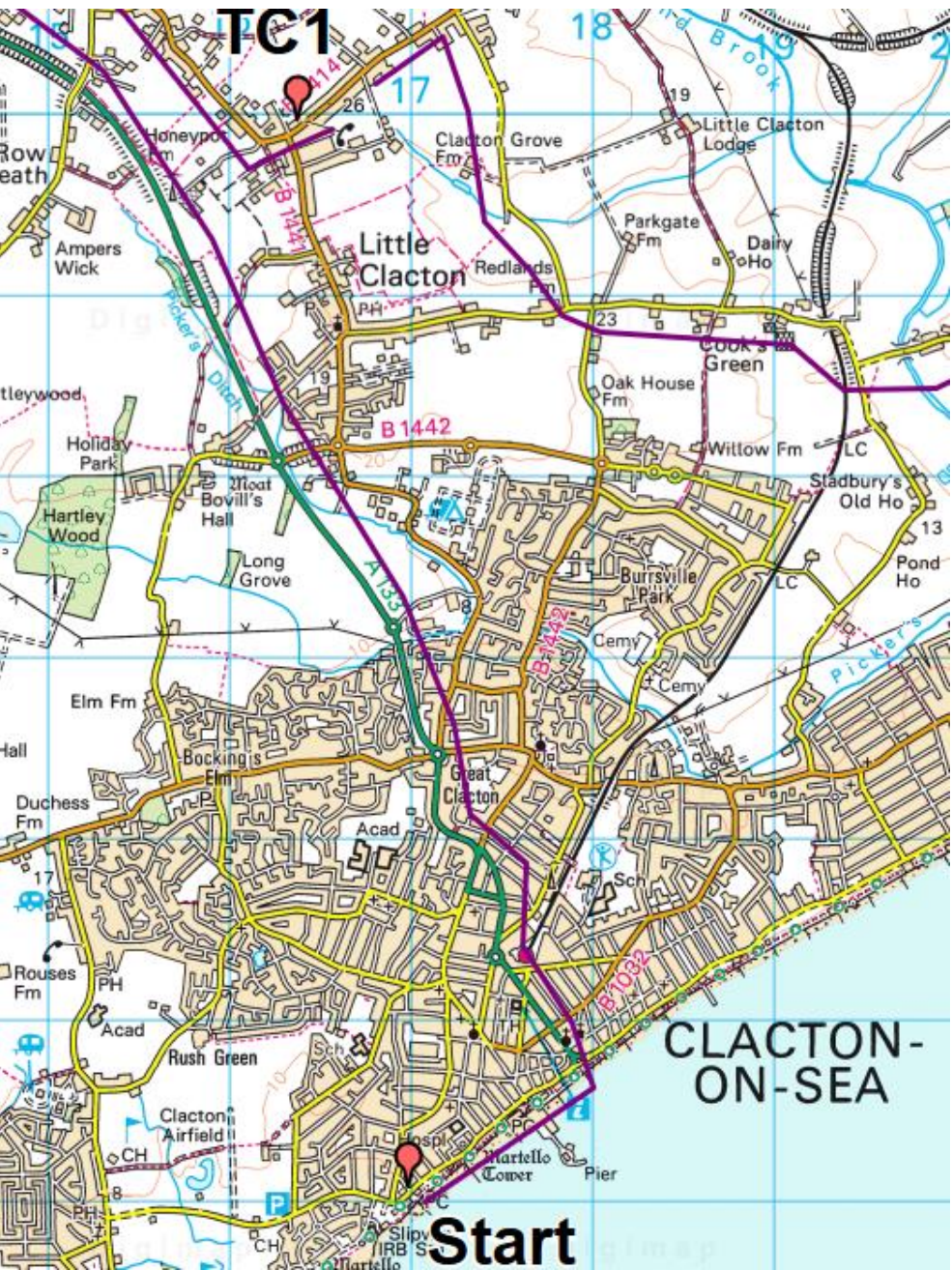
Lucy's 169 Tabletop Answers

No tricks. Standard CMC navigation (remember no-through-roads are ignored)

All on map 168/169 latest editions (previous ones may work but not checked).

Following pages show the answers.

Answers coming up...



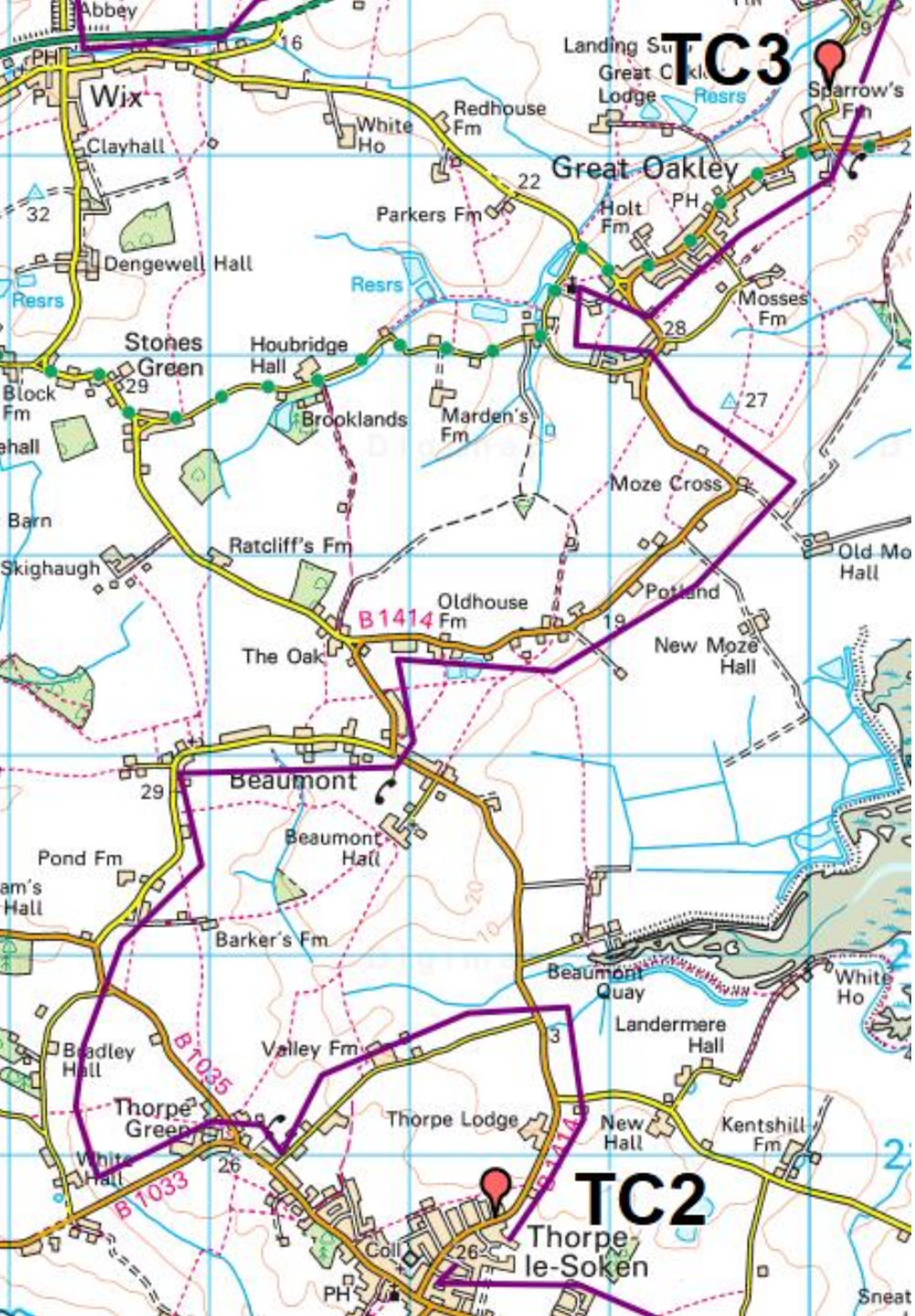
Start 170140 to TC1 164199

6 x RA
2 x over railway



TC1 164199 to TC2 184226

Via 7 spot heights, 6 of which are no lower than 23, no higher than 26.



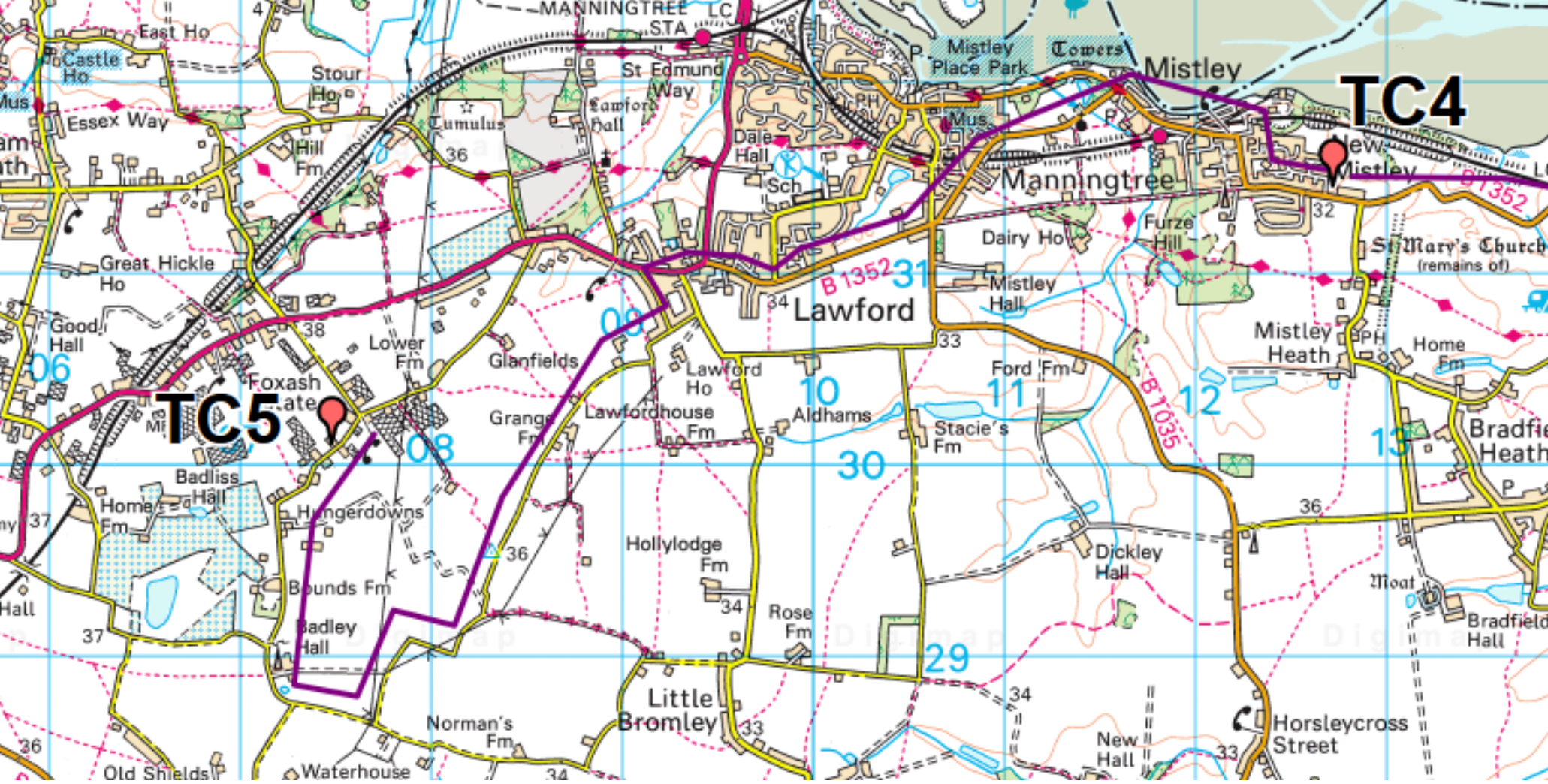
TC2 184226 to TC3 200½ 283

23 18 23 23 17 23 23 24 25 17 18 19 26 19 27 19 28 20



TC3 200½ 283 to TC4 126314

yyy yGG GYG GGY YYY YYY YyY YYY YYY YYY YyY YBB BYB



TC4 126314 to TC5 (finish) 075301

W W W S N S W S W S N N